



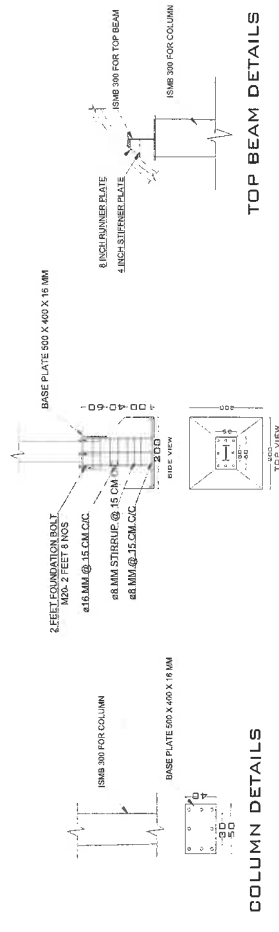
ELEVATION



SECTION AA



GROUND FLOOR PLAN



COLUMN DETAILS

FOUNDATION DETAILS

TOP BEAM DETAILS

- 1: ALL STRUCTURAL STEEL SHALL CONFIRM TO IS:1161
- 2: ALL WELDING JOINTS WILL BE 4 MM THICK CONTINUOUS FILLET WELDING
- 3: ALL STRUCTURE AFTER FABRICATION SHALL BE PAINTED BY ANTI CORROSION TREATMENT
- 4: ALL DIMENSIONS ARE IN CM OTHERWISE SPECIFIED
- 5: ALL FABRICATION TO BE CHECKED BEFORE ERECTION BY STRUCTURAL ENGINEER
- 6: ALL DIMENSIONS TO BE VERIFIED ON SITE BEFORE EXECUTION OF WORK
- 7: DO NOT SCALE THE DRAWING
- 8: ALL JOINTS IN STRUCTURAL STEEL WORKS SHALL BE CONTINUOUS FULL STRENGTH FILLET WELDED CONSTRUCTION

Project :	ISER TVM	Area Detail :	
Client :		Drawing no :	168
Title :	Plan, Section, Elevation	Date :	29/05/2024
Drawn :	Albin Anil		
checked :	Tehine Tison		
approved :	Subeesh Kumar K G		